



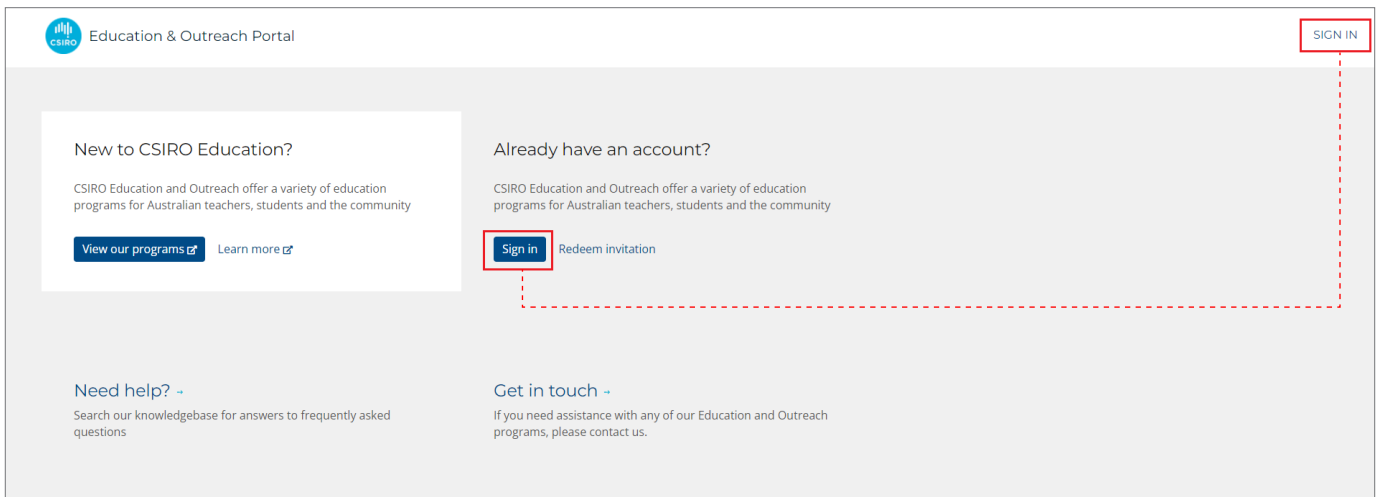
How to submit a Partnership Activity Update

Activity updates are a vital part of the program. By updating us on your partnership activities we can better support you if needed. It's easy to do:

STEP 1

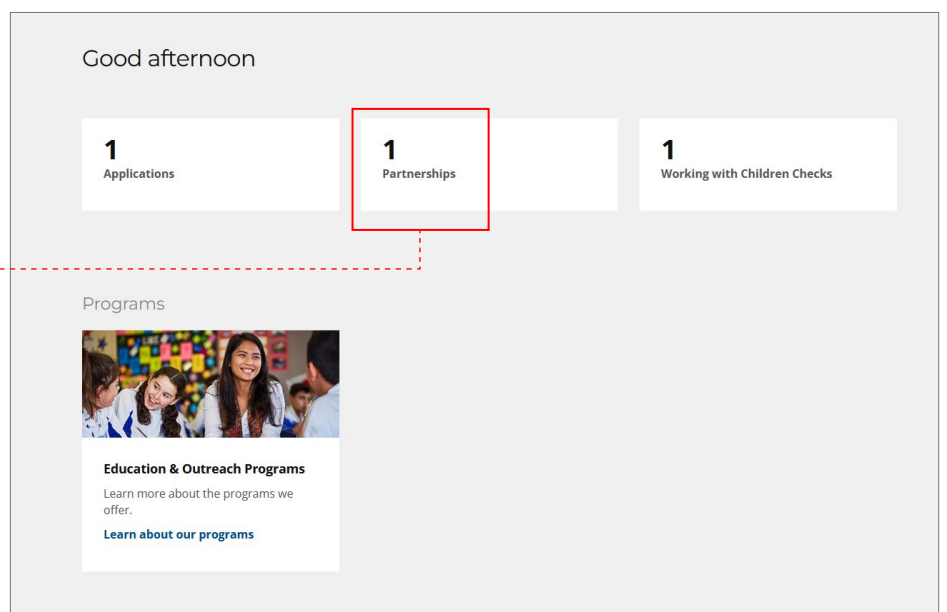
Go to the CSIRO Education portal: education.csiro.au, and by clicking on the **Sign in** button and using your email address and password, sign in to your dashboard.

*For participants who have not updated their password through the CSIRO Education portal since its upgrade on March 14 2022, please select **Forgot your password?** and follow the prompts using your email address. A valid mobile phone number will also be required for authentication purposes.



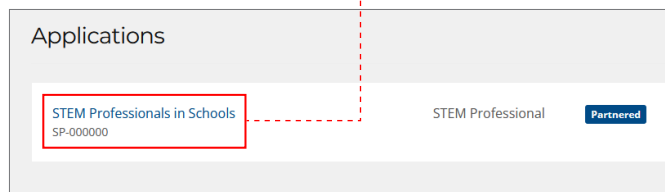
STEP 2

Once signed in, click on the **Partnerships** tile on your dashboard.



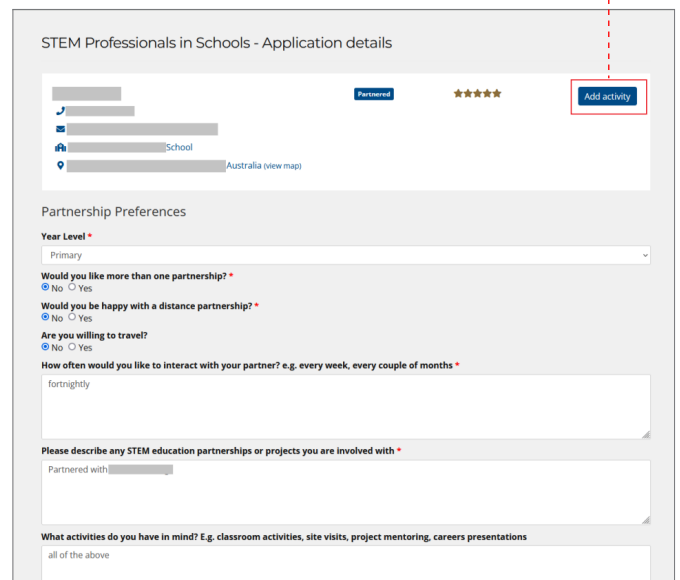
STEP 3

Select **STEM Professionals in Schools**.



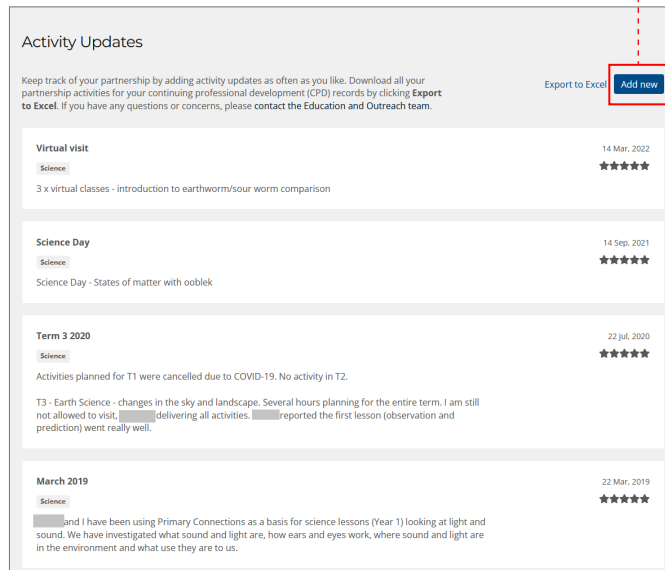
STEP 4

Select **Add activity**.



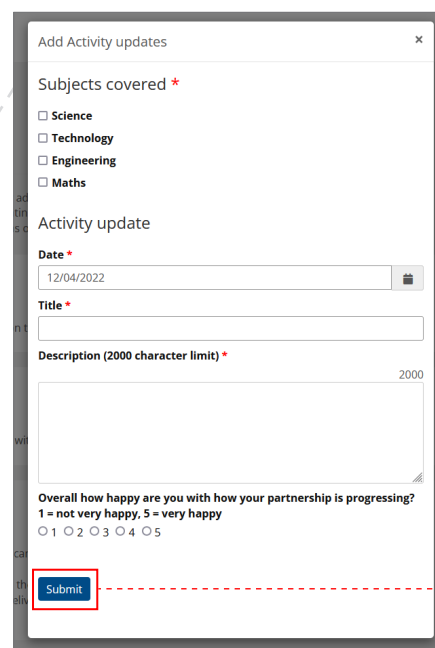
STEP 5

Select **Add new**.
An Activity Update form will appear.



STEP 6

Complete the form, and then **Submit**.



As Australia's national science agency and innovation catalyst, CSIRO is solving the greatest challenges through innovative science and technology. CSIRO. Unlocking a better future for everyone.

Contact us
1300 363 400
csiro.au/contact
csiro.au

For further information
STEM Professionals in Schools
1300 136 376
STEMprofessionalsinschools@csiro.au
csiro.au/STEM-Professionals-in-Schools